

T R A I N I N G
TABLES

● COHERE™ ● FLIP-N-GO® ● RUMBA™ ● SYNC™ ● IMPROMPTU®



SAFCO®



BRINGING SOMETHING TO THE TABLE

The right table gives a room purpose. In your training rooms, the right table can make all the difference. Safco offers a variety of table lines with multiple looks and styles that can transform any training center. Turn the tables on an ordinary space – take a look inside and maximize the function of your workspace.



COHERE™	4-5
FLIP-N-GO®	6-7
RUMBA™	8-9
SYNC™	10-11
IMPROMPTU®	12-13
SPECIFICATIONS	14-15
COLOR OPTIONS	16-17
TABLE SHAPES/CONFIGURATIONS	18

• FLIP-N-GO® TABLES



SOMETIMES, IT'S O.K. TO BE FLIP

Easy to move, easy to store, easy to match. Flip-N-Go® tables are ready for anything, making them an excellent solution for your training room needs. They're attractive and practical, featuring effortless maneuverability. Roll them into place and lock the casters for easy mobility, reconfiguration and table stability. With all of these table options, you can create exactly the look and feel you want for your workspace or training room.

FEATURES

- Available in High-Pressure Laminate (HPL) for added strength and durability; LPL also available
- Dual-sided levers flip tabletops from horizontal to vertical quickly
- Training table shapes available: Rectangles, Crescents, Transitions, Trapezoids and Pie Connectors
- 5 1/4" between tables when nested for maximum storage potential
- Surfaces are 1 1/8" thick with T-Mold, Knife Edge or 3mm edge band
- Includes integrated modesty panel with built-in cable management
- Tables can be connected together with included ganging kit
- 150 lbs. maximum weight capacity, evenly distributed
- Four locking casters for easy mobility and reconfiguration

LF2460



LC24



LT24



- LF2460
- LC24
- LP24
- LT24

- Rectangle Nesting
- Crescent Nesting
- Trapezoid Nesting
- Transition Nesting

• RUMBA™ TABLES



LET'S GET READY TO RUMBA

Rumba™ Tables are ready for anything you can throw at them. Available in both fixed-leg and flip-top varieties, Rumba Tables have a modern style that are made to be customized. An array of colors are available to create the exact design aesthetic that will transform your office or training center. So, now that you're ready - let Rumba upgrade your workspace.

FEATURES

- Made from High-Pressure Laminate (HPL) for added strength and durability
- Training table shapes available: Rectangles, Half-Rounds and Trapezoids
- Top folds down to easily nest together for storage
- Integrated cable management
- Dual wheel casters, two locking
- Surfaces are 1" thick with high pressure laminate and 3mm vinyl T-Mold edge band
- Black mesh modesty panel included
- Ganging design secures tables together with optional ganging connector (2060BL)
- 19 designer tabletop colors
- Optional modesty panel (2084BL or 2085BL), ganging connector (2060BL) and clamp-on power module (2059BL)

RUMBA™

2038DWBL



2041DWBL



2094GRBL



2059BL



2060BL



2084BL/2085BL

- 2038DWSL** | Rectangle Nesting
- 2041DWBL** | Half-Round Nesting
- 2037DWBL** | Trapezoid Nesting
- 2090CYBL** | Post Leg Fixed
- 2094GRBL** | T-Leg Fixed

• SYNC™

T A B L E S



GET IN SYNC

The perfect balance between design and function. Sync™ infuses a modern aesthetic into any space with its flared legs, perforated modesty panels and built-in cable management. Convenient and durable, this table series really shines when it matters most. Synchronize getting the job done with getting the job done in style. Move to the head table with Sync.

FEATURES

- Available in High-Pressure Laminate (HPL) for added strength and durability; LPL also available
- Training table shapes available: Rectangles, Crescents, Transitions, Trapezoids and Pie Connectors
- Single-handed, center control mechanism for convenient flip of top
- Easy-to-use ganging kit connects tables (included), enabling synchronized rows when needed
- Tables straight-row nest for compact storage with 6 1/8" between tables when nested
- Surfaces are 1 1/8" thick with T-Mold, Knife Edge or 3mm edge band
- Four, 3" locking casters for easy mobility and reconfiguration
- Overall 150 lbs. weight capacity, evenly distributed

SY1860



SYC24



SYT30



SY1860

SYC24

SYP24

SYT30

Rectangle Nesting

Crescent Nesting

Trapezoid Nesting

Transition Nesting

• IMPROMPTU® TABLES



PLAN ON IMPROMPTU

Designed for changing needs, Impromptu® tables are available in four sizes and styles to create unique combinations whenever needed. Featuring a sturdy, tubular steel base, Impromptu can tackle even the toughest jobs. Designed to be flexible, built to be durable – plan on Impromptu being your quick fix for all of your training room demands.

FEATURES

- Designed with simplicity in mind, Impromptu tables were created to get the job done
- 200 lb. weight capacity
- Available in both fixed-leg and flip-top varieties
- Top folds down for nesting and storage
- 1" thick laminate top with vinyl edge band
- 1 ¼" tubular steel base with polycarbonate modesty panel
- Four casters, two locking
- Optional ganging connector secures tables together (2060BL)
- Optional Clamp-On Power Module provides three grounded outlets and two Ethernet data connections (2059BL)
- Complements Impromptu line of products



2059BL



2060BL

- 2066GR** Rectangle Mobile Training
- 2068BL** Half-Round Mobile Training
- 2074BL** Fixed Leg
- 2075SL** T-Leg

NESTING TABLES

See the highlighted features for what makes the table better, best and good!



	BEST	BETTER			GOOD
	Cohere™	Flip-N-Go®	Rumba®	Sync™	Impromptu®
Table Sizes	<ul style="list-style-type: none"> Width 36 - 72" Depth 18 - 36" 	<ul style="list-style-type: none"> Width 48 - 72" Depth 18 - 24" 	<ul style="list-style-type: none"> Width 48 - 72" Depth 24 - 30" 	<ul style="list-style-type: none"> Width 48 - 72" Depth 18 - 30" 	<ul style="list-style-type: none"> Width 48 - 72" Depth 24"
Table Shapes	<ul style="list-style-type: none"> Rectangles Transitions Half-Rounds 	<ul style="list-style-type: none"> Rectangles Crescents Transitions Trapezoids Pie Connectors 	<ul style="list-style-type: none"> Rectangles Half-Rounds Trapezoids 	<ul style="list-style-type: none"> Rectangles Crescents Transitions Trapezoids Pie Connectors 	<ul style="list-style-type: none"> Rectangles Half-Rounds
Top Material	HPL	HPL or LPL	HPL	HPL or LPL	LPL
Edge Band	3mm edge or standard T-mold	<ul style="list-style-type: none"> HPL - 3mm edge, standard T-mold or knife edge T-mold LPL - Standard T-mold 	T-mold	<ul style="list-style-type: none"> HPL - 3mm edge, standard T-mold or knife edge T-mold LPL - Standard T-mold 	Vinyl edge
Flip Mechanism	Single-handed release	Dual-sided levers	Sliding release handle	Single-handed center control	Dual-sided levers
Electrical Options	<ul style="list-style-type: none"> Daisy chain electrical kits Grommet electrical/USB Accessories 	<ul style="list-style-type: none"> Daisy chain electrical kits (24"D tops only) Grommet electrical/USB Accessories 	Clamp-on Power Module	<ul style="list-style-type: none"> Daisy chain electrical kits (30"D tops only) Grommet electrical/USB Accessories 	Clamp-on Power Module
Base Options	<ul style="list-style-type: none"> Base - Black, Silver or White Foot - Black, Silver, White or Polished Aluminum 	Silver or Black	Metallic Gray or Black	Silver	Metallic Gray or Black
Modesty Panel	Optional modesty panels available	Steel (Integrated)	Black mesh (Integrated)	Steel (Integrated)	Polycarbonate (Integrated)
Casters	<ul style="list-style-type: none"> Standard Black casters Optional white nylon casters 	Four locking casters	Dual wheel (2 locking)	Four locking casters	Four casters (2 locking)
Weight Capacity	250 lbs.	150 lbs.	200 lbs.	150 lbs.	200 lbs.
Cable Management	Support beam provides integrated cable management clips	Integrated cable management trough built into modesty panel	Integrated cable management on tabletop	Integrated cable management trough built into modesty panel	N/A
Ganging	Optional ganging connectors available	Ganging kit included	Optional ganging connectors available	Ganging kit included	Optional ganging connectors available

FIXED-LEG TABLES

See the highlighted features for what makes the table better, best and good!



	BEST	BETTER	GOOD
	Cohere™	Rumba®	Impromptu®
Table Sizes	<ul style="list-style-type: none"> • Width 36 - 72" • Depth 18 - 36" 	<ul style="list-style-type: none"> • Width 60 - 72" • Depth 24" 	<ul style="list-style-type: none"> • Width 60 - 72" • Depth 24"
Table Shapes	<ul style="list-style-type: none"> • Rectangles • Transitions 	Rectangles	Rectangles
Top Material	HPL	HPL	LPL
Edge Band	3mm edge or standard T-mold	Vinyl T-mold	Vinyl edge
Electrical Options	<ul style="list-style-type: none"> • Daisy chain electrical kits (24, 30 and 36"D tops only) • Grommet electrical/USB Accessories 	Clamp-on Power Module	Clamp-on Power Module
Base Styles	<ul style="list-style-type: none"> • T-leg with glides • T-leg with Black casters • C-leg with glides • Height-Adjustable Model (ADA Compliant) 	<ul style="list-style-type: none"> • T-leg with glides • T-leg with skate wheels • Post leg with glides • Post leg with skate wheels 	<ul style="list-style-type: none"> • T-leg with casters • Post leg with casters
Base Options	<ul style="list-style-type: none"> • Base - Black, Silver or White • Foot - Black, Silver, White or Polished Aluminum 	Metallic Gray or Black	Metallic Gray or Black
Modesty Panel	Optional modesty panels available	Optional modesty panel	Optional transparent modesty panel
Casters	<ul style="list-style-type: none"> • Standard Black casters • Optional White nylon casters 	Skate Wheels (2 locking)	Four casters (2 locking)
Weight Capacity	250 lbs.	200 lbs.	200 lbs.
Ganging	Optional ganging connectors available	Optional ganging connectors available	Optional ganging connectors available

COLOR OPTIONS

COHERE™


LAMINATE TOP FINISHES



BASE FINISHES



FOOT FINISHES



FLIP-N-GO®

LAMINATE TOP FINISHES

48 HOUR QUICK SHIP OPTIONS



Additional special order laminates available on most collections; see pricer for more info.

RUMBA®

LAMINATE TOP FINISHES

48 HOUR QUICK SHIP OPTIONS



SYNC™

LAMINATE TOP FINISHES



IMPROMPTU®

LAMINATE TOP FINISHES

48 HOUR QUICK SHIP OPTIONS



BASE FINISHES




TABLE SHAPES & CONFIGURATIONS

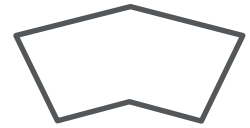
Individual table shapes



RECTANGLE



HALF-ROUND



TRANSITION



CRESCENT

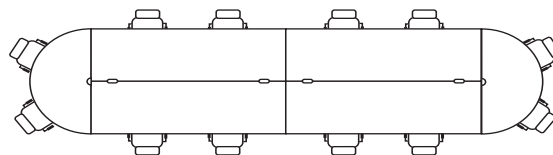
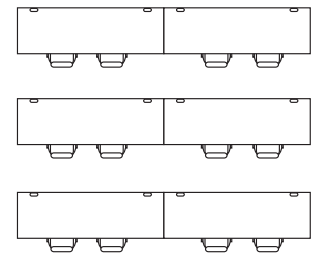
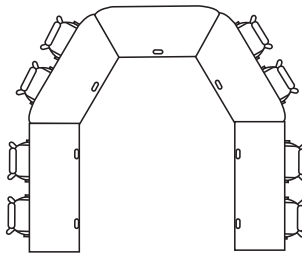
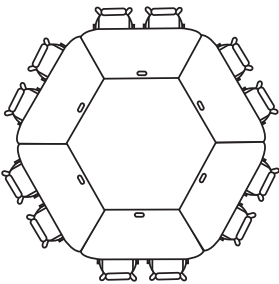
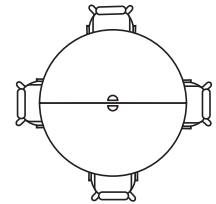
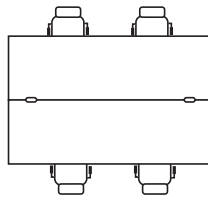
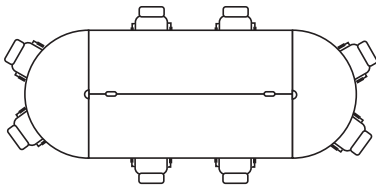


TRAPEZOID



PIE
30° / 60° / 90°

Configuration thought starters





T R A I N I N G
T A B L E S

● COHERE™ ● FLIP-N-GO® ● RUMBA™ ● SYNC™ ● IMPROMPTU®

SAFCO®

9300 West Research Center Road, Minneapolis, MN 55428

Customer Care: 888.791.6225 • Fax: 763.791.1525

www.safcoproducts.com